

# Stage 1 ---- Vacation plans interrupted

**RULES:** IDPA Rules

**COURSE DESIGNER:** William Cooke

**START POSITION:**

Sitting at P1, Gun loaded to division capacity and in the IDPA Box. Phone will be in strong hand and held to ear, both elbows on table. All reloads will be on belt.

**SCENARIO:**

You are sitting at your office desk calling family making summer vacation plans, the cardboard gang enters with intent to kill you and your family

**PROCEDURE:**

At the buzzer, the shooter is to drop the phone, stomp the activator plate under the desk then get their gun from the box. Then engage T1 - T6 with 3 rounds each in Tactical Priority.

Shooter must stay seated the whole time!!

**SCORING:** Unlimited

**ROUND COUNT:** 18

**TARGETS:** 06

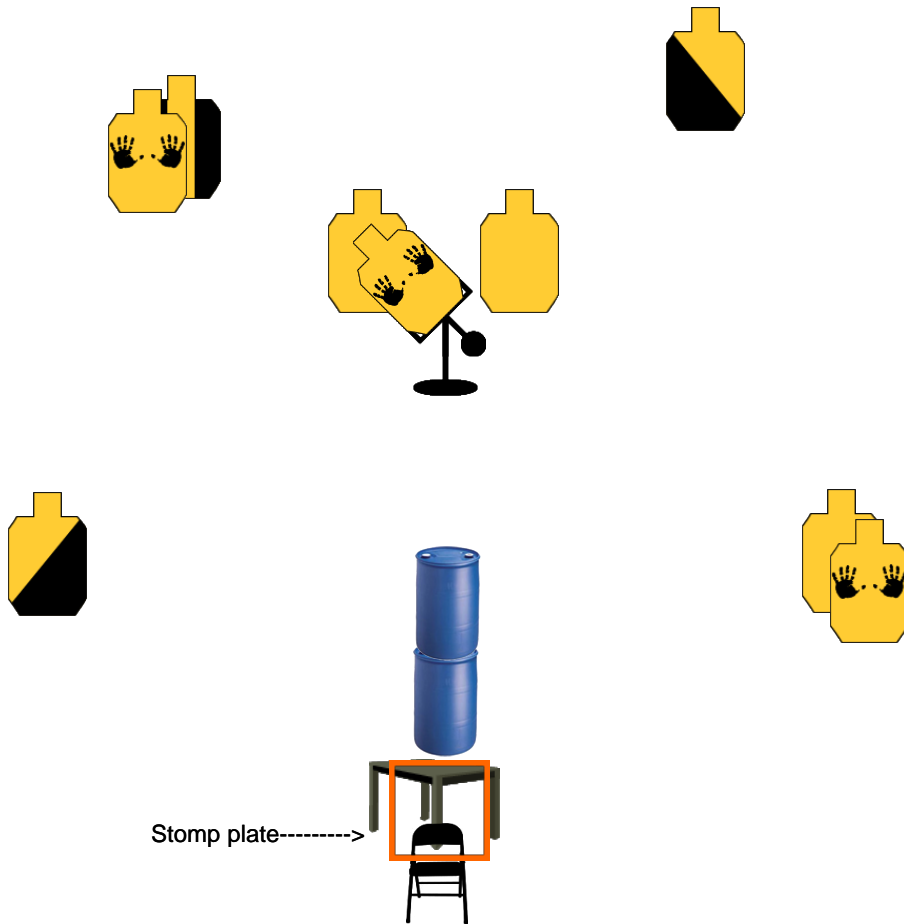
**DISTANCE:** 5 yds to 20 yds

**SCORED HITS:** Best 3 hits on paper.

**PENALTIES:** Per IDPA Rule book.

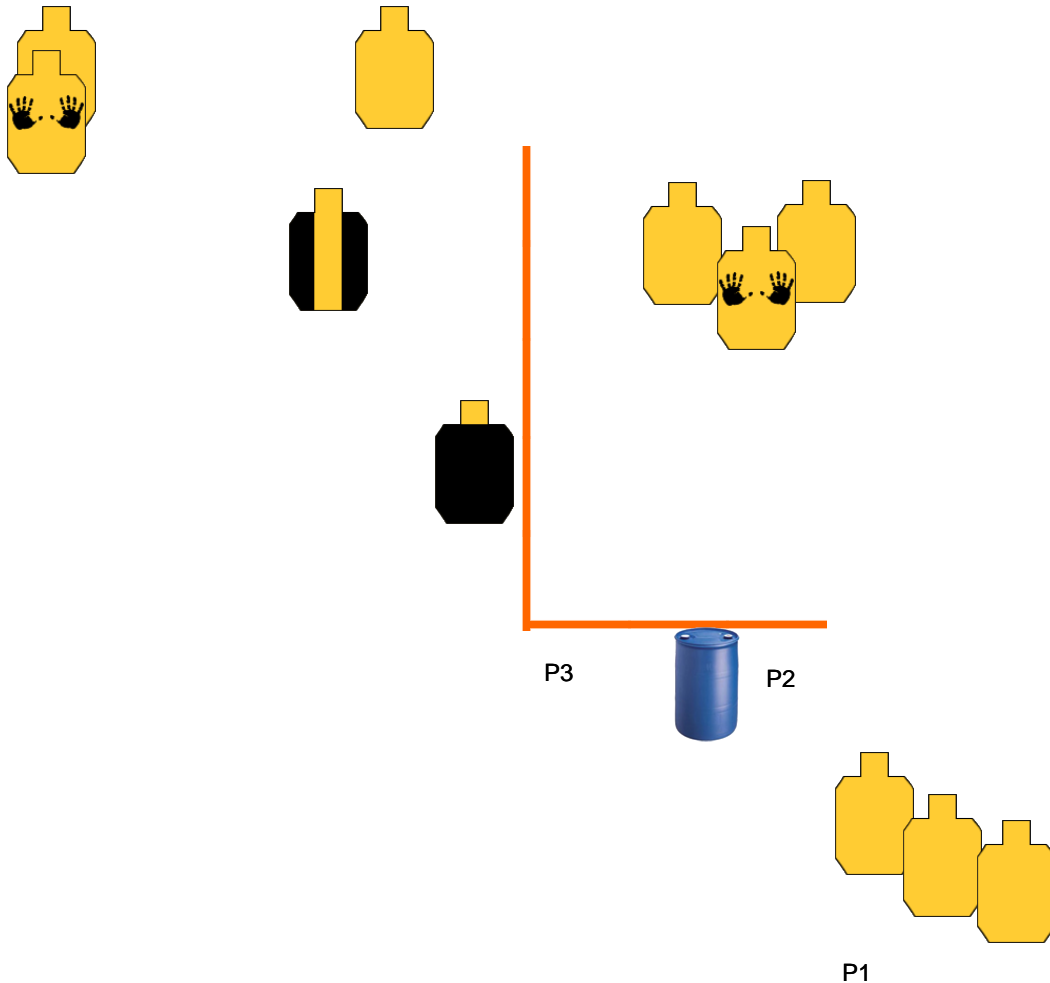
**CONCEALMENT:** No

**NOTES:** Shooter can not stand up, all shots from the seated position.



# Stage 2 ---- Oh snap there are more

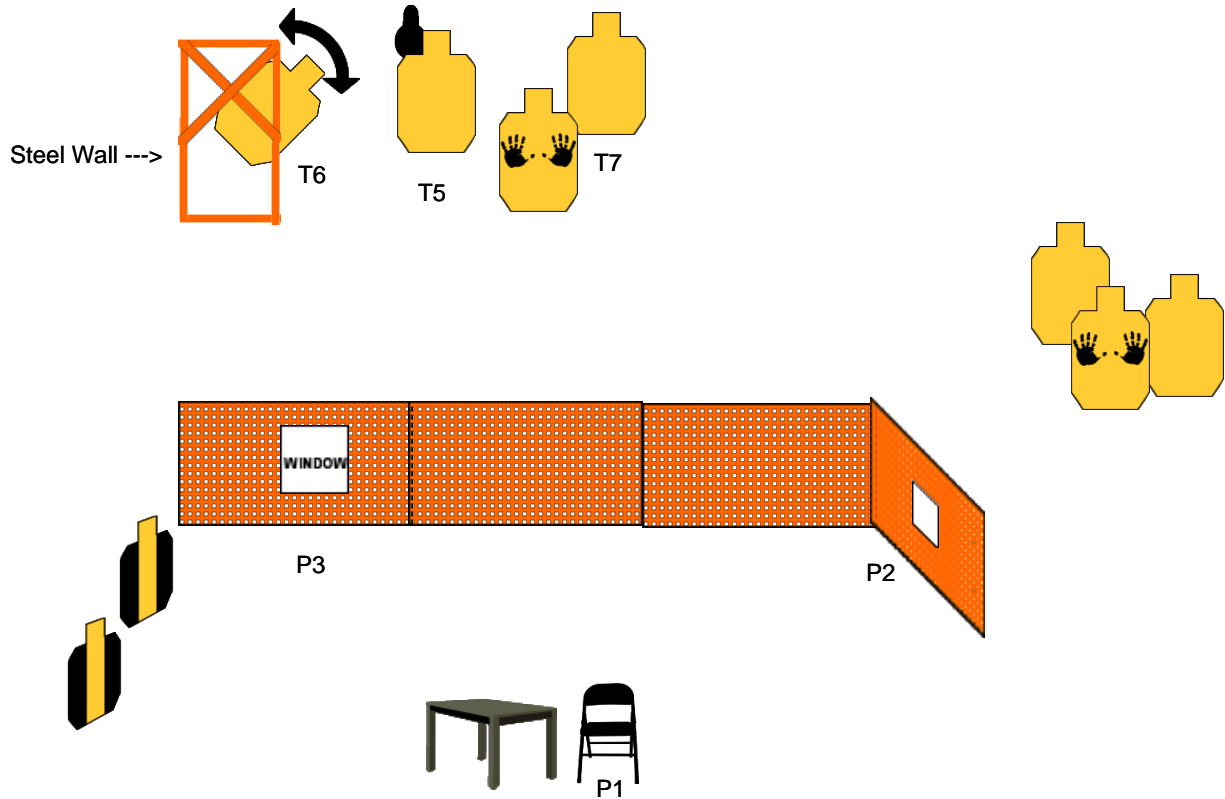
<b>RULES:</b> IDPA Rules	<b>COURSE DESIGNER:</b> William Cooke
<b>START POSITION:</b> Standing at P1 with gun loaded to division capacity and holstered. Baby is cradled in weak arm, strong hand at side.	
<b>SCENARIO:</b> While out with the little one you are confronted by the cardboard gang. Protect the little one.	<b>SCORING:</b> Unlimited
<b>PROCEDURE:</b> At the buzzer, shooter will engage T1 - T3 in Tactical Sequence, 2 rounds to each target, strong hand only while holding baby in weak hand/arm. Then move to P2 and place baby on the barrel there. Then use cover to engage T4 - T5 with 2 rounds each. Finally, move to P3 and engage T6 - T9 with 2 rounds each. Be sure to not drop the baby, dropping the baby or it falling off the barrel will earn you a procedural.	<b>ROUND COUNT:</b> 18
	<b>TARGETS:</b> 09
	<b>DISTANCE:</b> 5 yds to 20 yds
	<b>SCORED HITS:</b> Best 2 hits on paper.
	<b>PENALTIES:</b> Per IDPA Rule book.
	<b>CONCEALMENT:</b> Yes
	<b>NOTES:</b> Baby must be carried till P2, placed on barrel and may not fall off.



Safety Line

# Stage 3 ---- Kids in the Yard

<b>RULES:</b> IDPA Rules	<b>COURSE DESIGNER:</b> William Cooke
<b>START POSITION:</b> Seated at P1, gun loaded to division capacity and in the IDPA box. Hands flat on the table.	
<b>SCENARIO:</b> While sitting inside watching TV, you hear a scream from the backyard. Realizing your family is in trouble, you need to take action to protect them.	<b>SCORING:</b> Unlimited
<b>PROCEDURE:</b> At the buzzer, retrieve your gun and engage T1 - T2 with 2 rounds each, from the seated position. Then move to P2 and engage T3 - T4 with 2 rounds each through the window. Then move to P3 and engage T5 - T7 with 2 rounds each through the window. The activator behind T5 will activate the in-out target T6. You can not re-engage T1 - T2 from P3.	<b>ROUND COUNT:</b> 14
	<b>TARGETS:</b> 07
	<b>DISTANCE:</b> 5 yds to 20 yds
	<b>SCORED HITS:</b> Best 2 hits on paper.
	<b>PENALTIES:</b> Per IDPA Rule book.
	<b>CONCEALMENT:</b> Yes
	<b>NOTES:</b> Shooter can not stand up, all shots from the seated position at P1.



Safety Line

# Stage 4 ---- A day in the Life of Billy Bob

**RULES:** IDPA Rules

**COURSE DESIGNER:** William Cooke

**START POSITION:**

Sitting in the truck, gun loaded to division capacity and in the seat next to shooter. Both hands on steering wheel.

**SCENARIO:**

You have been called out early to a job. You have pulled up to get your coffee and discover the place is being robbed, and now they want your stuff too.

**PROCEDURE:**

At the buzzer, the shooter will pick-up their gun from the seat and engage T1 and T2 with 3 rounds each. T1 will activate T2, a drop turner and the swinging non-threat. Then engage T3 - T5 with 3 rounds each.

**SCORING:** Unlimited

**ROUND COUNT:** 15

**TARGETS:** 05

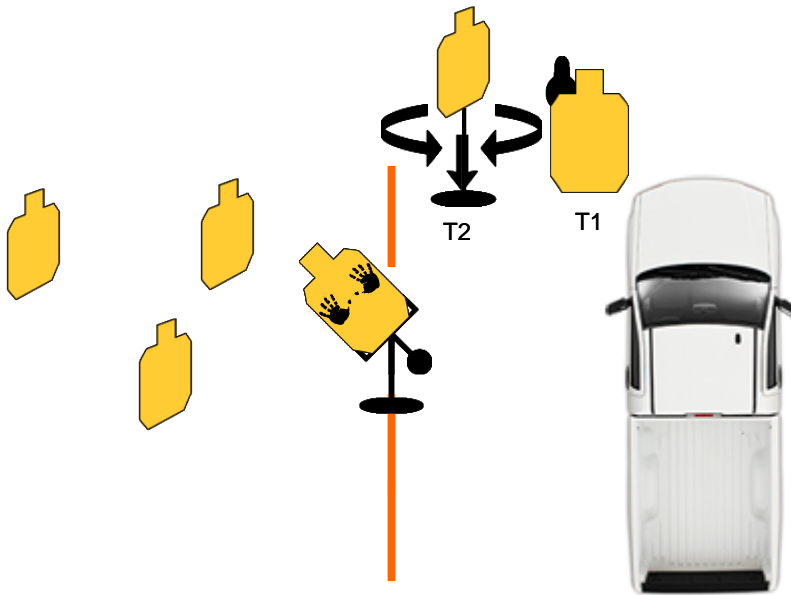
**DISTANCE:** 3 yds to 15 yds

**SCORED HITS:** Best 3 hits on paper.

**PENALTIES:** Per IDPA Rule book.

**CONCEALMENT:** No

**NOTES:** Watch shooters hands and gun in truck.



Safety Line

# Stage 5 ---- Run Around

**RULES:** IDPA Rules

**COURSE DESIGNER:** William Cooke

**START POSITION:**

Sitting in the Jeep, gun loaded with 6 rounds only and holstered. Hands on the steering wheel.

**SCENARIO:**

You pull up to a restaurant to get a bit to eat after being out at the range practicing. You are accosted by the cardboard gang and realize during the fight you only reloaded to 6 rounds in your gun!

**PROCEDURE:**

At the buzzer Exit the Jeep and then draw your gun and engage T1 - T3 with 2 rounds each as you retreat to P2. Once at P2, reload and engage T4 - T9 with 2 rounds each.

T1 - T3 can not be re-engaged from P2.

**SCORING:** Unlimited

**ROUND COUNT:** 18

**TARGETS:** 09

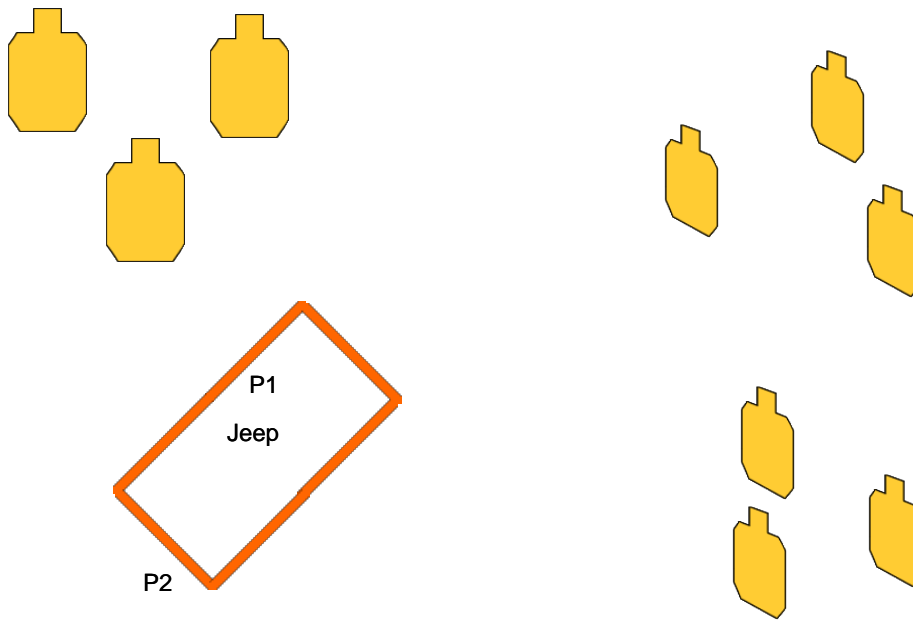
**DISTANCE:** 5 yds to 20 yds

**SCORED HITS:** Best 2 hits on paper.

**PENALTIES:** Per IDPA Rule book.

**CONCEALMENT:** No

**NOTES:** Shooter will not draw until outside of the Jeep.



Safety Line