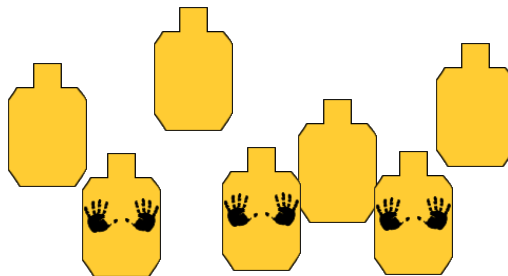


# Stage 1 - Modified El Presidente

<b>RULES:</b> IDPA Rules	<b>COURSE DESIGNER:</b> William Cooke
<b>START POSITION:</b> The shooter will be standing at P1, gun loaded to 8 rounds max in ESP and SSP guns and the others classes will be less and holstered. All other mags may be loaded to division capacity. The shooter will be facing up range with hands at surrender position.	
<b>SCENARIO:</b> Modified El Presidente	<b>SCORING:</b> Unlimited
<b>PROCEDURE:</b> At the buzzer, the shooter will turn and engage each target in any order with 2 rounds each. Perform reloads and engage with 2 more rounds on each target, best 4 are counted. The shooter may reload as many times as needed but each target must be engaged with 2 rounds each before the shooter can re-engage any of them with the next 2 rounds.	<b>ROUND COUNT:</b> 16
	<b>TARGETS:</b> 04
	<b>DISTANCE:</b> 10 yrds
	<b>SCORED HITS:</b> Best 4 hits on paper
	<b>PENALTIES:</b> IDPA rule book
	<b>CONCEALMENT:</b> Yes
	<b>NOTES:</b> Be sure shooter turns into their gun side and does not start the draw until facing the side burm or farther down.

Target heights will be different. No 2 targets should be at the same height.



P1

# Stage 2 - Big Foot Attack

**RULES:** IDPA Rules

**COURSE DESIGNER:** William Cooke

**START POSITION:**

The shooter will be seated at P1, gun loaded to division capacity and holstered.

**SCENARIO:**

Your camping when a group of mad big foot's attack. You didn't think they were real, but now you have no doubt.

**PROCEDURE:**

At the buzzer, while staying seated, engage T1 thru T7 with 2 rounds each.

**SCORING:** Unlimited

**ROUND COUNT:** 14

**TARGETS:** 07

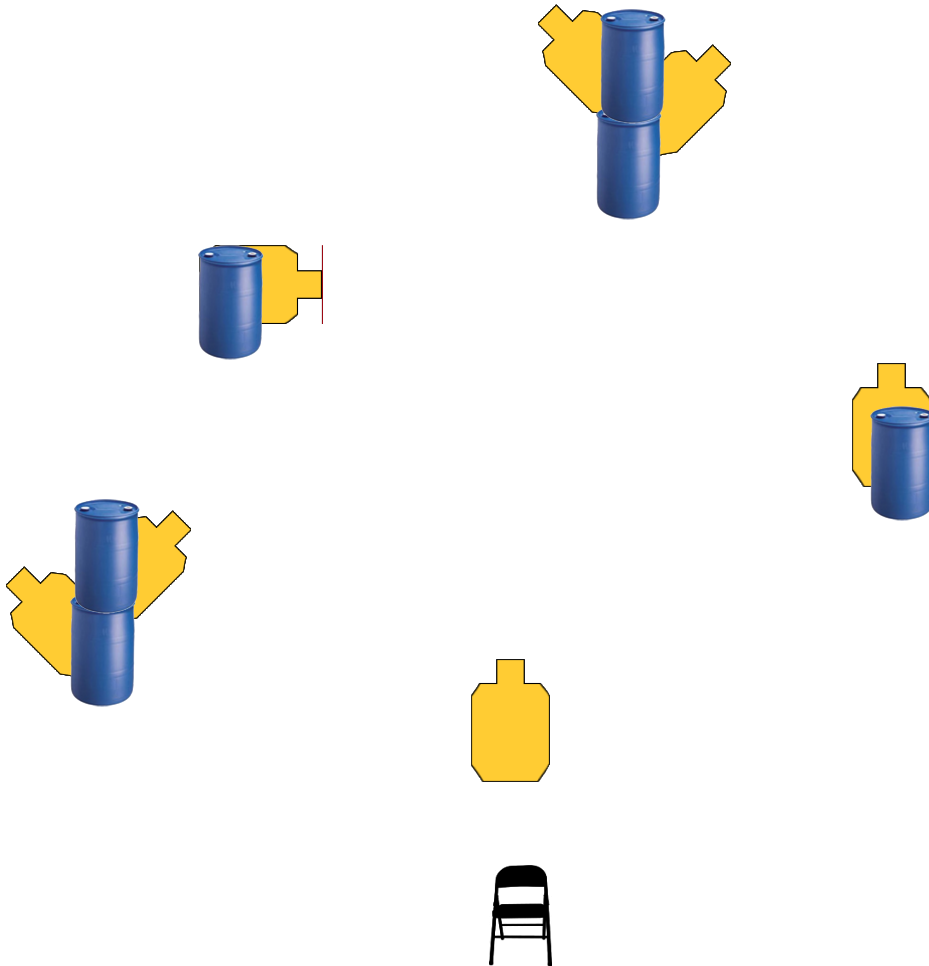
**DISTANCE:** 3 yards to 15 yards

**SCORED HITS:** Best 2 hits on target

**PENALTIES:** Per IDPA Rule book

**CONCEALMENT:** Yes

**NOTES:** Shooter must stay seated the hold time.



# Stage 3 - Prison Break

**RULES:** IDPA Rules

**COURSE DESIGNER:** William Cooke

**START POSITION:**

The shooter will be standing at P1, hands on the counter, gun under the counter with an empty chamber, mag in the gun. All reloads are with the gun.

**SCENARIO:**

You are working the late shift at a mini mart when a group of prisoners that escaped come in and start destroying the place.

**PROCEDURE:**

At the buzzer, retrieve your gun and reloads then engage all targets with 2 rounds each.

**SCORING:** Unlimited

**ROUND COUNT:** 14

**TARGETS:** 07

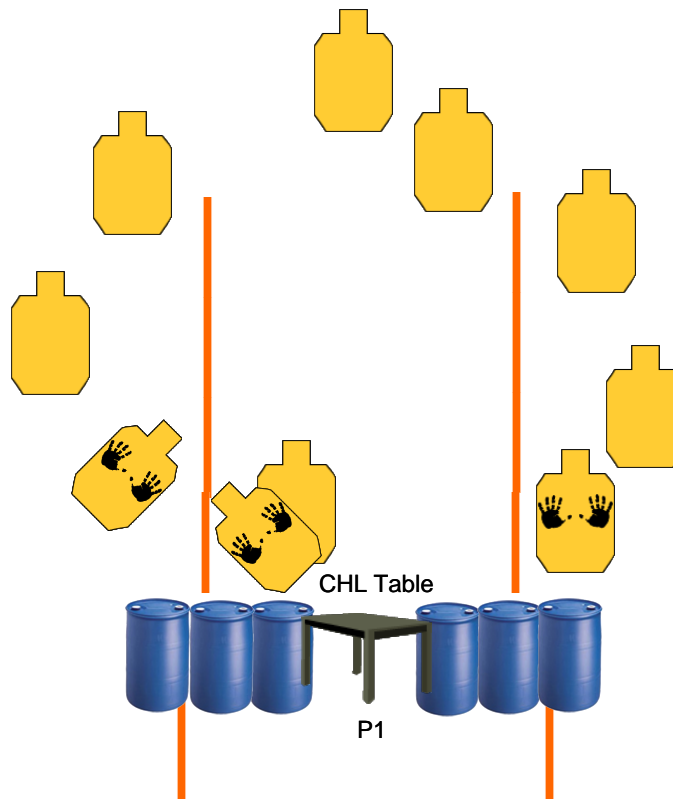
**DISTANCE:** 1 yards to 6 yards

**SCORED HITS:** Best 2 hits on paper

**PENALTIES:** Per IDPA Rule book

**CONCEALMENT:** No

**NOTES:** Watch shooters finger as they move.



# Stage 4 - GPS wrong turn

**RULES:** IDPA Rules

**COURSE DESIGNER:** William Cooke

**START POSITION:**

The shooter will be seated inside the Jeep, gun loaded to division capacity and sitting on the seat next to the driver. Shooters hands will be on the steering wheel.

**SCENARIO:**

You are driving in a new city when your GPS takes you into the wrong neighborhood. Now you need to get yourself out.

**PROCEDURE:**

At the buzzer, pick-up your gun and engage T1 - T3 through the drive side window. Then exit the Jeep and move up to P2 and engage T4 - T6.

**SCORING:** Unlimited

**ROUND COUNT:** 12

**TARGETS:** 06

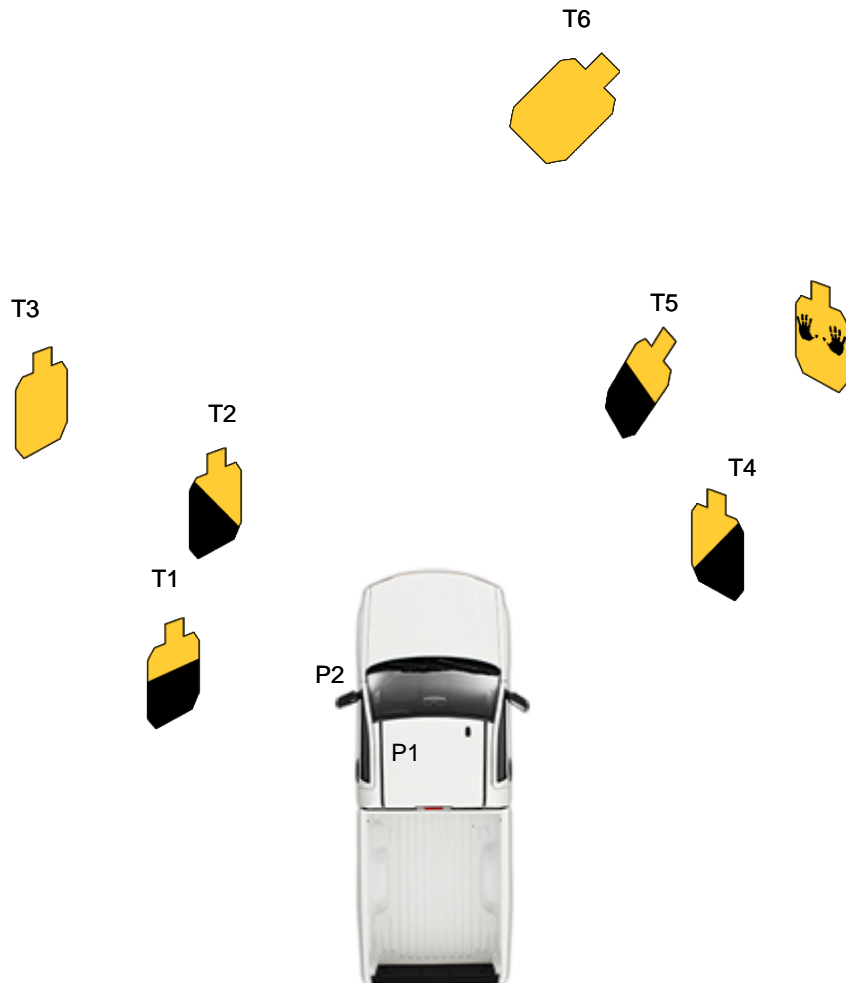
**DISTANCE:** 3 yards to 15 yards

**SCORED HITS:** Best 2 hits on paper

**PENALTIES:** Per IDPA Rule Book

**CONCEALMENT:** Yes

**NOTES:** Watch shooters hands and finger when exiting the Jeep.



# Stage 5 - Double Tap

**RULES:** IDPA Rules

**COURSE DESIGNER:** William Cooke

**START POSITION:**

The shooter will be seated at P1, flashlight in strong hand. Gun will be loaded to division capacity and inside the IDPA Box on the table.

**SCENARIO:**

You work at the medical examiner's office. You are filing death certificates after a strange attack today. Several people were bitten and the lone survivor of the initial attack just passed away from a high fever. You hear a loud crash and a scream when the lights go out and flicker. You search for a flashlight and when you look up, you see that maybe you will need to alter those death certificates. Anything worth shooting once is worth shooting twice.

**PROCEDURE:**

At the buzzer, the shooter will drop the flashlight and retrieve their gun from the box. Then engage T1 - T4 while seated. Then move to P2 and engage T5 - T6.

**SCORING:** Unlimited

**ROUND COUNT:** 12

**TARGETS:** 06

**DISTANCE:** 3 yards to 10 yards

**SCORED HITS:** Best 2 head shots on target

**PENALTIES:** Per IDPA Rule Book

**CONCEALMENT:** Yes

**NOTES:** T1 - T4 are to be engaged seated. Watch finger when moving.

